

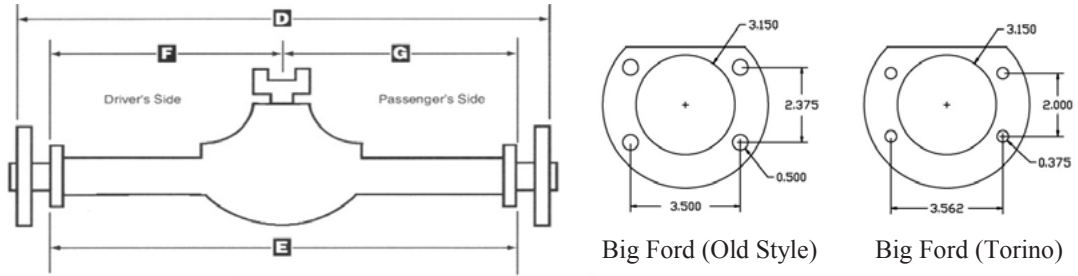
**Flanged Housing Custom Build Sheet**

You must fill this build sheet out if you are having us build any housing that is not a stocking number.

- Type of application: \_\_\_\_\_
- Housing Center Style (check one): Round Small Web Reconditioned Humpback Small Web Reconditioned Reconditioned Center HNF9 New Stamped Center HNF9RB New Stamped Center Round Back
- Axle Brake Offset (check one): 2-3/8" 2-1/2"
- Housing End (check one): Big Ford Old Style 1/2" bolt Big Ford New Style Torino 3/8" bolt
- Tubing size (check one): 3" OD x .188" wall 3" x .250" wall

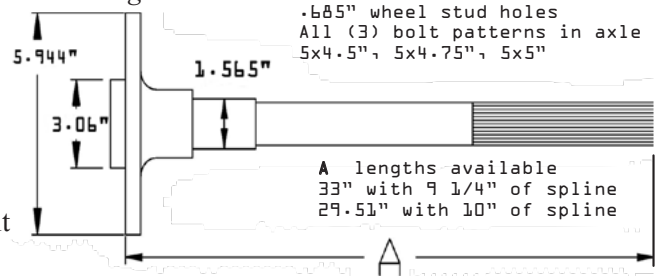
Please provide additional information:

- (D) \_\_\_\_\_
- (E) \_\_\_\_\_
- (F) \_\_\_\_\_
- (G) \_\_\_\_\_



**Flanged Axle Custom Build Sheet** You must fill this build sheet out if you are going to have us cut the flanged axles to length. Maximum axle length is 33.0" and Minimum length is 21.5".

- Type of application: \_\_\_\_\_
- Number of Spline (check one): 28 spline 31 spline
- Axle offset (check one): 2-1/2" 2-3/8"
- Turn Flange OD (max 5.944") \_\_\_\_\_
- Turn Hub Register (max 3.06") \_\_\_\_\_
- Housing End (check one): Big Ford Old Style 1/2" bolt Big Ford New Style Torino 3/8" bolt
- Drive Side Dimension (A) \_\_\_\_\_
- Passenger Side Dimension (A) \_\_\_\_\_
- Bolt Pattern for Wheel (check one): 5x 4.5" Small 5 x 4.75" GM Big 5 x 5" Ford
- Size of Wheel Studs– Press In Only (check one): 1/2" Fine Short 1/2" Fine 3" Long 5/8" Coarse 2 3/4" 5/8" Coarse XL 3 3/4"
- Access Hole (check one): YES NO



Please provide additional information (refer to top center diagram):

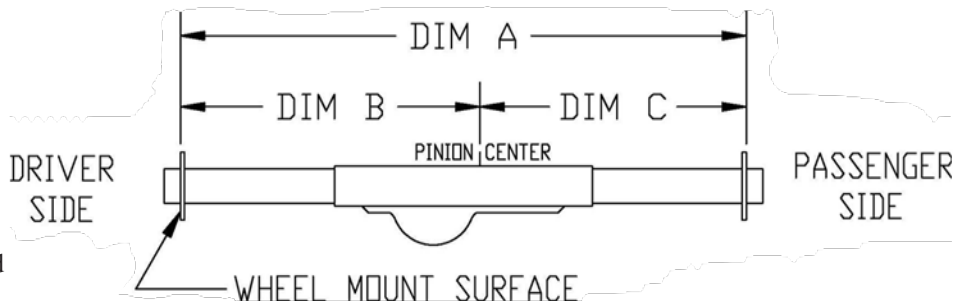
- (D) \_\_\_\_\_
- (E) \_\_\_\_\_
- (F) \_\_\_\_\_
- (G) \_\_\_\_\_

**Floater Housing Custom Build Sheet**

You must fill this build sheet out if you are having us build any housing that is not a stocking number. Note: PEM Housings come with 2.5 inch Grand National style snouts.

- Dimension A: \_\_\_\_\_ Overall Length; Hub Face to Hub Face
- Dimension B: \_\_\_\_\_ Driver side; Hub Face (Driver side) to Pinion Centerline
- Dimension C: \_\_\_\_\_ Passenger side; Hub Face (Passenger side) to Pinion Centerline
- Housing Center Style (check one): Reconditioned Center HNF9 New Stamped Center
- Snout End (check one): 2.5" GN Snout Mini 5 Snout (Coleman) Wide 5 LM Snout

- Axle Tube Material (check one): .188" wall DOM .188" wall Chrome Moly .188" wall DOM Centerless Ground .125" wall Chrome Moly





## Custom Order Release

Please be advised that in placing this order for custom manufactured merchandise you are accepting full responsibility for the correctness and accuracy of all pertinent ordering information. Further, be advised that by filling out and signing this form you are affirming the correctness and accuracy of the information contained herein and authorizing Motor State Distributing to order this custom merchandise. Once this form has been signed, the purchaser assumes full responsibility for paying for the custom merchandise and no refund will be issued unless it can be shown that any errors or defects were the fault of the manufacturer and not caused by erroneous information.

As a rule, custom orders cannot be cancelled once the order is placed with the manufacturer. All custom orders are subject to freight and handling charges from the manufacturer.

**No returns will be accepted on custom-built items.**

Sales Contact At Motor State \_\_\_\_\_

Customer Number \_\_\_\_\_

Company Name \_\_\_\_\_

Address \_\_\_\_\_

City \_\_\_\_\_ State \_\_\_\_\_ Zip \_\_\_\_\_

Phone \_\_\_\_\_

Fax \_\_\_\_\_

Email \_\_\_\_\_

Print Your Name \_\_\_\_\_ Date \_\_\_\_\_

Authorized Signature \_\_\_\_\_

**If you are submitting this form electronically, your digital signature must be added last. Once signed, this form becomes non-editable. Please double check all items first.**

Motor State Distributing

8300 Lane Drive, Watervliet MI 49098

web: [www.motorstate.com](http://www.motorstate.com) | phone: 1-800-772-2678 | fax: 1-800-772-2618