

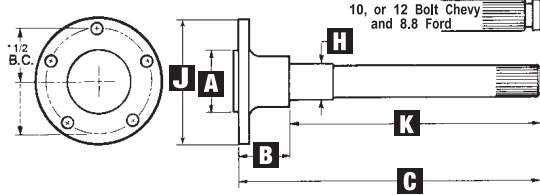
ORDER FORM

BILLING ADDRESS		SHIPPING ADDRESS (if different than billing address)	
NAME _____	NAME _____	ADDRESS _____	ADDRESS _____
ADDRESS _____	ADDRESS _____	CITY, STATE, ZIP _____	CITY, STATE, ZIP _____
CITY, STATE, ZIP _____	CITY, STATE, ZIP _____	PHONE NO. _____	PHONE NO. _____
PHONE NO. _____	PHONE NO. _____	FAX NO. _____	FAX NO. _____
FAX NO. _____	FAX NO. _____	<input type="checkbox"/> CASHIER'S CHECK/MONEY ORDER ENCLOSED (PAYABLE TO MOSER ENGINEERING)	EMAIL ADDRESS _____
<input type="checkbox"/> CASHIER'S CHECK/MONEY ORDER ENCLOSED (PAYABLE TO MOSER ENGINEERING)	EMAIL ADDRESS _____	CREDIT CARD NUMBER _____	EXPIRATION DATE _____ 3 OR 4 DIGIT SECURITY CODE _____
CREDIT CARD NUMBER _____	EXPIRATION DATE _____		

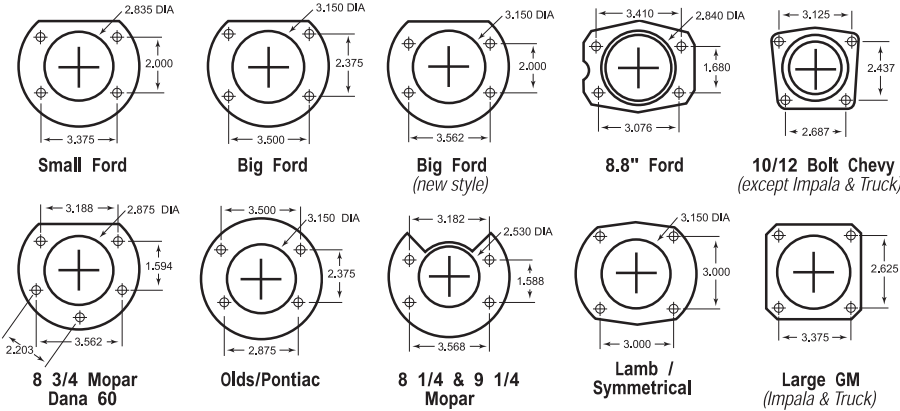
MEASURING FOR INDIVIDUAL AXLE LENGTH

REQUIRED INFORMATION

- "C" dimension
- "A" dimension
- The type of rear end
- Spline count
- The type of housing end being used
- The type of brakes being used
- Bolt pattern



If you are ordering axles and you do not have a housing to measure, we need the required information. If this information is not provided, your order cannot be processed.



Type of Rear End _____
(9" Ford, 12 Bolt Chevy, etc.)

You must choose one of the housing ends below left.

Driver Side Dimensions:

C _____

K _____

Passenger Side Dimensions:

C _____

K _____

A _____

Bolt Circle & Stud Type: _____

Screw In Press In Size or Part # _____

If using disc brakes, list axle flange diameter needed

J _____

B _____

H _____

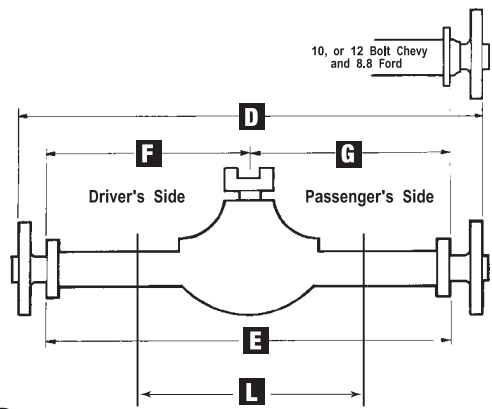
Spline Count _____

(If spool list manufacturer) _____

MEASURING FOR REAR END WIDTH

REQUIRED INFORMATION

- "F" and "G" dimensions
- or "E" dimension and your pinion offset
- or "D" dimension and your pinion offset
- or "A" dimension
- The type of rear end
- Spline count
- The type of housing end being used
- The type of brakes being used



If you are ordering axles and you do not have a housing to measure, we need the required information. If this information is not provided, your order cannot be processed.

D Axle flange to axle flange width _____

E Housing flange to housing flange _____

F Driver side housing flange to pinion center _____

G Passenger side housing flange to pinion center _____

L 4 Link bracket ctr-ctr _____

D _____

E _____

F _____

G _____

Type of Rear End _____
(9" Ford, 12 Bolt Chevy etc.)

Type of Housing End _____
(9" Ford, 12 Bolt Chevy etc.)

You must choose one of the housing ends above left.

ITEMS YOU ARE ORDERING

ITEMS	QUANTITY	PAGE NO.	PRODUCT NAME	DESCRIPTION



Custom Order Release

Please be advised that in placing this order for custom manufactured merchandise you are accepting full responsibility for the correctness and accuracy of all pertinent ordering information. Further, be advised that by filling out and signing this form you are affirming the correctness and accuracy of the information contained herein and authorizing Motor State Distributing to order this custom merchandise. Once this form has been signed, the purchaser assumes full responsibility for paying for the custom merchandise and no refund will be issued unless it can be shown that any errors or defects were the fault of the manufacturer and not caused by erroneous information.

As a rule, custom orders cannot be cancelled once the order is placed with the manufacturer. All custom orders are subject to freight and handling charges from the manufacturer.

No returns will be accepted on custom-built items.

Sales Contact At Motor State _____

Customer Number _____

Company Name _____

Address _____

City _____ State _____ Zip _____

Phone _____

Fax _____

Email _____

Print Your Name _____ Date _____

Authorized Signature _____

If you are submitting this form electronically, your digital signature must be added last. Once signed, this form becomes non-editable. Please double check all items first.

Motor State Distributing
8300 Lane Drive, Watervliet MI 49098

web: www.motorstate.com | phone: 1-800-772-2678 | fax: 1-800-772-2618