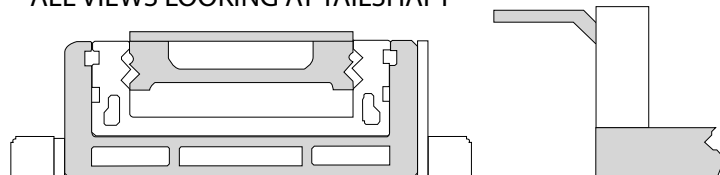




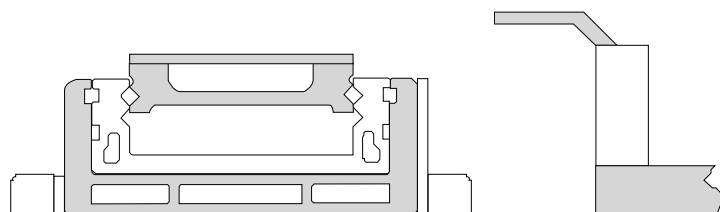
INSTRUCTIONS FOR ASSEMBLY: Following the diagram for your brand of transmission, insert carriage bolts and snug by hand. Once all components are in position, tighten bolts to 20/lbs.

Jericho 2, 3, & 4-Speed No Rubber Mount
Jericho R4-4, WC-4, DR4-4 No Rubber Mount
Ford Top Loader No Rubber Mount

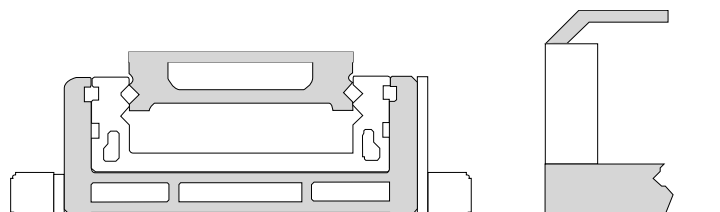
ALL VIEWS LOOKING AT TAILSHAFT



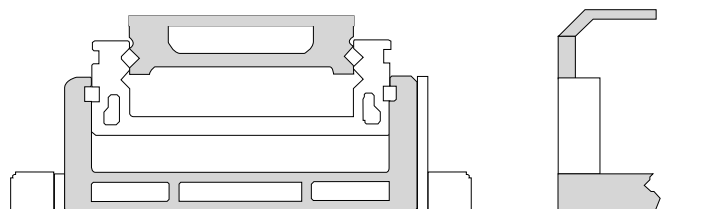
High Tower 4-Speed No Rubber Mount
Richmond 4-Speed No Rubber Mount
Rankin 4-Speed No Rubber Mount
Tex Racing T-10, T101A, SR1 No Rubber Mount
CV cr1, cr1v2, cr1v3 No Rubber Mount
Muncie 4-Speed No Rubber Mount



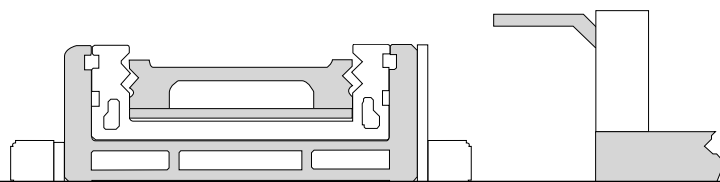
Brinn & Bert Dirt Late Model No Rubber Mount
Bert Modified No Rubber Mount
Falcoln Late Model No Rubber Mount



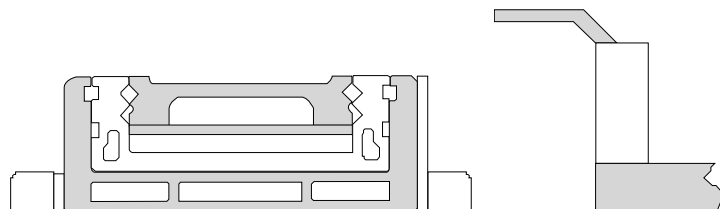
Bert Dirt Late Model Ball Spline



Jericho 2, 3, & 4-Speed With Rubber Mount
Jericho R4-4, WC-4, DR4-4 With Rubber Mount
Ford Top Loader With Rubber Mount



High Tower 4-Speed With Rubber Mount
Richmond 4-Speed With Rubber Mount
Rankin 4-Speed With Rubber Mount
Tex Racing T-10, T-101a, SR1 With Rubber Mount
CV cr1, cr1v2, cr1v3 With Rubber Mount
Muncie 4-Speed With Rubber Mount
Saginaw 3 & 4-Speed With Rubber Mount



Allstar Performance 8300 Lane Dr., Watervliet, MI 49098

Phone: (269) 463-8000 Fax: (800) 772-2618 www.allstarperformance.com